



# TULANE MEN'S BASKETBALL

## 2016-17 GAME NOTES

@GREENWAVEMBB

GREENWAVEMBB

/GREENWAVEMBB

TULANEGREENWAVE.COM

### SCHEDULE & RESULTS

Date Opponent Time/Score

#### NOVEMBER

3	Loyola New Orleans (Exh.)	W, 80-58
11	vs. North Carolina <sup>1</sup> [ESPN3]	L, 95-75
14	Southeastern Louisiana [ESPN3]	7 pm
17	vs. Oklahoma <sup>2</sup> [ESPN3]	6 pm
18	vs. Northern Iowa/ Arizona State <sup>2</sup> [ESPN3]	4/6 pm
20	vs. TBD <sup>2</sup>	TBD
26	at Georgia Tech [ACCN Extra]	6:30 pm
29	at New Orleans [Cox Sports]	7 pm

#### DECEMBER

2	St. John's [ESPN3]	7 pm
7	Southern [ESPN3]	7 pm
10	at Southern Miss	TBA
19	McNeese State [ESPN3]	7 pm
23	Texas State [ESPN3]	1 pm
28	UCF* [ASN/ESPN3]	7 pm

#### JANUARY

1	at Cincinnati* [CBSSN]	6 pm
8	Memphis* [ASN/ESPN3]	2 pm
11	at USF* [ESPN3]	6 pm
15	SMU* [CBSSN]	5 pm
18	at Tulsa* [ESPN3]	6:30 pm
21	Cincinnati* [CBSSN]	3 pm
24	at Houston* [CBSSN]	8 pm
28	at UConn* [ESPN3]	7 pm
31	Temple* [ESPN3]	7 pm

#### FEBRUARY

4	at East Carolina* [ASN/ESPN3]	1 pm
8	Houston* [ESPN3]	7 pm
15	at SMU* [ASN/ESPN3]	8 pm
18	USF* [ESPN3]	1 pm
21	East Carolina* [ESPN3]	8 pm
25	at Temple* [ESPN3]	11 am

#### MARCH

2	at Memphis* [ESPN3]	8 pm
5	Tulsa* [ESPN3/ESPN3]	3 pm
9-12	American Athletic Conference Tournament, Hartford, Conn.	

All Times Central and Subject to Change  
\* - American Athletic Conference Game

1 - Smoothie King Center

2 - Tires Pros Invitational, Orlando

All home games played in the Avron B. Fogelman Arena in the Devlin Fieldhouse

### GAMES 3-5:

NOVEMBER 17, 18 & 20, 2016

HP Field House at the ESPN Wide World of Sports Complex | Orlando, Fla.

### TULANE GREEN WAVE

@GreenWaveMBB

at

### TIRE PROS INVITATIONAL

@TireProsInv | #TireProsInv



#### BY THE NUMBERS

1-1, 0-0 AAC.....	RECORD.....
84.0.....	POINTS PER GAME.....
38.0.....	REBOUNDS PER GAME.....
.400.....	FIELD GOAL PCT.....
.340.....	THREE-POINT PCT.....



#### TULANE QUICK LOOK

HEAD COACH: MIKE DUNLEAVY, SR.

(SOUTH CAROLINA '76)

RECORD AT TULANE: 1-1 (1ST YEAR)

OVERALL RECORD: SAME

#### QUICK LOOK OKLAHOMA

HEAD COACH: LON KRUGER (KANSAS STATE '75)

RECORD AT OKLAHOMA: 112-57 (6TH YEAR)

OVERALL RECORD: 591-361 (31ST YEAR)

2016-17 RECORD: 1-0

2016-17 RANKINGS: RV/RV (AS OF NOV. 14)

#### PROBABLE STARTERS

G 14 COLIN SLATER	FR.	6-0	185	13.0 PPG	1.0 APG
G 13 MALIK MORGAN	RSR.	6-4	205	10.0 PPG	7.5 RPG
G 35 MELVIN FRAZIER	So.	6-5	200	8.5 PPG	2.0 RPG
F 5 CAMERON REYNOLDS	RJR.	6-7	215	17.0 PPG	5.5 RPG
C 15 RYAN SMITH	Sr.	6-11	250	8.5 PPG	9.0 RPG

#### NORTHERN IOWA

HEAD COACH: BEN JACOBSON  
(NORTH DAKOTA '94)  
RECORD AT UNI: 221-118 (11TH YEAR)  
OVERALL RECORD: SAME  
2016-17 RECORD: 1-0  
2016-17 RANKINGS: NONE

#### ARIZONA STATE

HEAD COACH: BOBBY HURLEY  
(DUKE '93)  
RECORD AT ASU: 17-17 (2ND YEAR)  
OVERALL RECORD: 59-37 (4TH YEAR)  
2016-17 RECORD: 2-0  
2016-17 RANKINGS: NONE

#### STORYLINES

• Tulane continues its busy first nine days of the 2016-17 season with three games in four days at the 2016 Tire Pros Invitational (previously the Tire Pros Puerto Rico Shootout) in Orlando, Fla. at the HP Field House inside the ESPN Wide World of Sports Complex. The Green Wave are competing in their first multi-team tournament since taking part in the Cure UCD Classic during the 2013-14 season.

• Tulane has its sights on sitting above .500 through five games for the sixth time in seven seasons. Through five games over the previous six seasons, the team's record has been: 3-2 (2010-11), 5-0 (2011-12), 3-2 (2012-13), 4-1 (2013-14), 4-1 (2014-15) and 2-3 (2015-16).

• Tulane got the first win of the Mike Dunleavy, Sr. era on Nov. 14 with a 93-76 victory over Southeastern Louisiana at Avron B. Fogelman Arena in the Devlin Fieldhouse.

• Up next after the Tire Pros Invitational, the Green Wave have a pair of road contests at Georgia Tech (Nov. 26 at 6:30 p.m. on ACC Network Extra) and at in-town rival New Orleans (Nov. 29 at 7 p.m. on Cox Sports) before returning to Fogelman in Devlin on Dec. 2 to take on St. John's (7 p.m. on ESPN3).

#### THE OPPONENTS

Joining Tulane on one side of the bracket for this year's Tire Pros Invitational are Arizona State, Northern Iowa and Oklahoma.

Davidson, Clemson, Missouri and Xavier are the four teams on the other side of the bracket.

#### THE SERIES

Thursday's matchup with Oklahoma marks the third meeting between the two schools. The series is tied at 1-1 with the Green Wave getting a 49-32 win on Dec. 30, 1947 in the Sugar Bowl Classic played in Municipal Auditorium. The Sooners won the last meeting 83-69 on Nov. 25, 2000 in the Big Island Classic in Hilo, Hawaii.

Tulane has never faced Northern Iowa and lost its only other meeting with Arizona State (119-70 in the Roadrunner Tournament in Las Cruces, N.M. on Dec. 22, 1973).

The Green Wave are 1-1 vs. Davidson, 0-2 vs. Missouri and have never faced Clemson or Xavier.

#### WHERE TO FIND IT

##### RADIO



XPX: TIM BICKFORD

##### VIDEO STREAM



##### BROADCAST



##### GAME UPDATES



## QUICK FACTS

LOCATION: New Orleans, La.  
 ENROLLMENT: 13,449 (Private)  
 CONFERENCE: American Athletic Conference  
 ARENA: Avron B. Fogelman Arena in the  
 Devlin Fieldhouse (4,100)  
 PRESIDENT: Michael A. Fitts  
 DIRECTOR OF ATHLETICS: Troy Dannen  
 TICKET OFFICE PHONE: (504) 861-9283

## Men's Basketball Staff

HEAD COACH: Mike Dunleavy, Sr.  
 Alma Mater/Year: South Carolina '76/1st  
 Twitter: @MikeDunleavySr  
 ASSOCIATE HEAD COACH: Doug Stewart  
 Alma Mater/Year: Brown '94 /1st  
 ASSISTANT COACH: Raman Sposato  
 Alma Mater/Year: Oregon '02 /1st  
 ASSISTANT COACH: Anthony Wilkins  
 Alma Mater/Year: Kent State '13 /4th  
 DIRECTOR OF OPERATIONS: Donald Reyes  
 Alma Mater/Year: LSU '09/3rd  
 DIRECTOR OF STUDENT-ATHLETE  
 DEVELOPMENT: Tony Chiles  
 Alma Mater/Year: Columbia '89/1st  
 COORDINATOR OF VIDEO & PLAYER  
 DEVELOPMENT: Joey Cantafio  
 Alma Mater: Hampton-Sydney '11  
 ATHLETIC TRAINER: Alby Lindon  
 Alma Mater: West Florida '09  
 STRENGTH & CONDITIONING  
 COACH: Dan Rickaby  
 Alma Mater: Northern Michigan '07  
 EQUIPMENT MANAGER: Gabe Delatte  
 Alma Mater: Notre Dame '13  
 GRADUATE ASSISTANT: Rafi Goldman  
 Alma Mater: Vanderbilt '14  
 PROGRAM  
 COORDINATOR: Aubrie Warkentien  
 Alma Mater: Arizona '12

## TEAM INFORMATION

2016-17 RECORD: 1-1 (.500)  
 Home: 1-0 (1.000)  
 Away: 0-0 (.000)  
 Neutral: 0-1 (.000)  
 2016-17 CONFERENCE RECORD: 0-0 (.000)  
 LETTERMEN RETURNING/LOST: 8/4  
 STARTERS RETURNING/LOST: 4/3  
 NEWCOMERS: 8  
 ROSTER BREAKDOWN:  
 Louisiana: 8 Illinois: 1  
 Florida: 2 Texas: 1  
 California: 1 Foreign: 2

## ROSTER

No.	Name	Pos.	Ht.	Wt.	Cl.	Hometown/Previous School/High School
0	Jordan Cornish*	G	6-6	220	Jr.	New Orleans/Brother Martin/UNLV
2	Jackson Johnson	G	5-10	170	So.	Ponte Verda Beach, Fla./Ponte Verda
3	Ray Ona Embo	G	6-3	185	Fr.	Lognes, France/Quality Education Academy
4	Riley Conroy	G	5-11	175	RSo.	New Orleans/Jesuit
5	Cameron Reynolds	G	6-7	215	RJr.	Pearland, Texas/Pearland
10	Von Julien	G	6-1	160	So.	Reserve, La./Riverside Academy
11	Kain Harris	G	6-4	210	So.	Chicago/St. Rita of Cascia
12	Sammis Reyes	F	6-7	240	So.	Santiago, Chile/North Broward Prep/Palm Beach State
13	Malik Morgan	G	6-4	205	RSr.	River Ridge, La./John Curtis/LSU
14	Colin Slater	G	6-0	185	Fr.	New Orleans/Immanuel (Calif.)
15	Ryan Smith	C	6-11	250	Sr.	Wildomar, Calif./Lutheran
21	Samir Sehic*	F	6-9	240	So.	Cypress, Texas/Cy Woods/Vanderbilt
22	Darian Jones	F	6-8	185	Fr.	Brusly, La./Brusly
23	Blake Paul	F	6-9	230	So.	New Orleans/Landry-Walker
30	Bernard Woodside	G	6-0	185	So.	Tampa, Fla./Tampa Prep/ASA College
35	Melvin Frazier	G	6-5	200	So.	Avondale, La./L.W. Higgins

\*Ineligible to play in 2016-17

## PRONUNCIATION GUIDE

KAIN Harris	cane	SAMMIS REYES	SAM-es RAY-ess	RAMAN SPOSATO	RA-men Spo-SA-toe
MALIK Morgan	ma-leek	SAMIR SEHIC	SA-meer SEH-hic	Tony CHILES	CHI-les
Ray ONO EMBO	O-na EM-bo	Mike DUNLEAVY, Sr.	DUN-lee-v	Rafi Goldman	RA-fee

## MEDIA INFORMATION

## MEDIA CREDENTIALS

All requests for working media, photo and broadcast credentials for 2016-17 Tulane men's basketball games should be made by contacting Scottie Rodgers. Credentials should be requested no later than Noon the day prior to a game. For all home games, credentials can be picked up at media will-call, which can be found at the Freret St.-Newcombe Place entrance to Avron B. Fogelman Arena in the Devlin Fieldhouse.

## MEDIA INTERVIEW REQUEST POLICY

Requests to interview head coach Mike Dunleavy, Sr. or any member of the Tulane men's basketball staff and team should be made at least 24 hours in advance to Scottie Rodgers. Requests will be met based on the student-athlete's class and practice schedule. Interviews with student-athletes are typically held following the team's normal afternoon practice block when at home, but may be coordinated outside of that time frame upon request.

## MIKE DUNLEAVY RADIO SHOW

Head coach Mike Dunleavy, Sr. will begin his weekly radio show in January. Stay tuned for location and schedule information.

## EARLY SIGNEES

## BUL AJANG &amp; BUAY KOKA

Bul Ajang and Buay Koka are set to join Tulane for the 2017-18 season from The Patrick School in Hillside, N.J., coached by Chris Chavannes. Entering this season, The Patrick School is ranked No. 6 in the country by MaxPreps and ranked No. 10 in the USA Today Sports Super 25 Preseason Rankings.

The pair from South Sudan will add much needed height and athleticism to the Green Wave next year as Ajang stands at 6-10 and Koka towers at an even 7-0. Ajang will bring an all-around talent with his ability to finish with both hands and shoot from the outside, while Koka will be a presence in the middle as a rim protector and rebounder with a seven-foot, seven-inch wing span. In addition to being teammates at The Patrick School, the two also play together on the Just Basketball AAU team.

Ajang and Koka excel in the classroom at The Patrick School, each maintaining a GPA above 3.5. At Tulane, Ajang is planning to pursue a degree in engineering and Koka is planning to pursue a degree in public health. The two chose Tulane over several other high major Division I offers.

## STRATEGIC COMMUNICATIONS

Scottie Rodgers, Associate AD/Interim Men's Basketball Contact  
 Cell: 504-491-7610  
 E-Mail: srodger1@tulane.edu  
 Twitter: @sfrodgers

Chris Yandle, On-Site Contact at the Tire Pros Invitational  
 Cell: 404-702-7886  
 E-Mail: yandle.chris@gmail.com  
 Twitter: @ChrisYandle

**NEW WAVE**

The Mike Dunleavy, Sr. era is underway for Tulane men's basketball with hopes high for a return to national prominence under the tutelage of a legendary coach making his first foray into head coaching at the college level.

Prior to Dunleavy, four of the last five Green Wave head coaches notched a win in their debuts — Charles Moir in 1973-74, Ned Fowler in 1981-82, Dave Dickerson in 2005-06 and Ed Conroy in 2010-11. Perry Clark lost his first three games in his first season in 1989-90 before registering his first win. Clark went on to guide Tulane to three NCAA Tournament and four Postseason NIT appearances over his 11 seasons.

Dunleavy got his first Tulane victory in his second game leading the Green Wave - Nov. 14, 2016 vs. Southeastern Louisiana.

**LOCAL FLAVOR**

More than half of Tulane's 2016-17 Tulane roster hails from not only the state of Louisiana, but New Orleans itself.

**Riley Conroy** (New Orleans, Jesuit), **Jordan Cornish** (New Orleans, Brother Martin), **Melvin Frazier** (Avondale, L.W. Higgins), **Von Julien** (Reserve, Riverside), **Malik Morgan** (River Ridge, John Curtis), **Blake Paul** (New Orleans, Landry-Walker) and **Colin Slater** (New Orleans, Immanuel [Calif.]) all hail from the New Orleans area. In addition, **Darian Jones** is from Brusly, which is about 80 miles from New Orleans.

**MORGAN ON THE MARK**

Redshirt senior guard **Malik Morgan** notched the first 20-point performance of his Tulane career as he scored the team's first seven points of the game and drained four three-pointers en route to a 23-point day at Cincinnati on Jan. 24, 2016.

Earlier in the 2015-16 season, Morgan did not miss a shot in posting a 14-point performance against Georgia Tech on Dec. 5, 2015. He went 6-for-6 from the field, including a pair of threes. It was the first time a Green Wave player has had a perfect performance from the field since **Eric Vianney** went 6-for-6 against Rice on Jan. 10, 2009.

**TRANSFERS**

Junior guard **Jordan Cornish**, a transfer from UNLV, and sophomore forward **Samir Sehic**, a transfer from Vanderbilt, will not play this season due to NCAA transfer rules. Cornish will have two years of eligibility remaining and Sehic will have three years of eligibility remaining.

**TULANE VS. RANKED OPPONENTS**

Tulane holds an 11-51 record since the 1989-90 season against opponents ranked in the Associated Press Top 25 Poll.

The Green Wave's most recent matchup with an AP Top 25 foe was this year's 95-75 loss to No. 6/6 North Carolina on Nov. 11.

The last time Tulane hosted a Top 25 team at Avron B. Fogelman Arena in the Devlin Fieldhouse was Jan. 17, 2016 against No. 10 SMU. The Mustangs won that game 60-45. That was the last time the Green Wave hosted a top 10 opponent at Fogelman in Devlin since No. 1 Memphis came to town on Feb. 20, 2008. The Tigers won that matchup 97-71.

**ON THE BOARDS**

One aspect Tulane wants to carry over from a season ago is being aggressive in rebounding on both ends of the floor. Last season, Tulane outrebounded its opponent in 18 of the 34 games. The Green Wave brought down 50 rebounds as a team in the win over Southern Miss on Dec. 22, 2015, marking the first time a Tulane team as had 50-plus rebounds in a game since grabbing 51 against Lamar on Dec. 30, 2010.

So far this season, the Green Wave outrebounded Southeastern Louisiana 38-29 but was outrebounded by North Carolina 52-38.

**BLOCK PARTY**

Also last season, Tulane put together a two-game block party over a five-day period with 12 blocks against UConn on Jan. 2, 2016 and 10 blocks at Memphis on Dec. 29, 2015. The 10 blocks at Memphis marked the first time the Green Wave reached double figures in the category since swatting 10 shots against Nicholls on Nov. 16, 2007. The 12 blocks matched a program single-game record that was accomplished on four other occasions.

So far this season, the Green Wave recorded four blocks in each of their first two games.

**CALL IT A COMEBACK**

Tulane notched its largest comeback victory in program history against Stephen F. Austin on Nov. 27, 2015, during the Challenge in Music City in Nashville. The Green Wave trailed by as many as 26 points in the game, but overcame the deficit and topped the Lumberjack on a late shot by **Dylan Osetkowski** for its first lead of the night and the victory. Before that victory, Tulane had never trailed by 20 or more points and comeback to win. Since 2000-01, the largest deficit the team had overcome to win was 17 points.

**POSTSEASON RUN**

Tulane had a flare for the dramatic in the 2016 American Athletic Conference Tournament with back-to-back conference tournament wins for the first time since the 1982-83 season and back-to-back postseason wins for the first time since the 1996 Postseason NIT. The Green Wave's victory over UCF in the first round was the first postseason win for Tulane since the 2013-14 season (66-62 win over North Texas in the Conference USA Tournament). The win over Houston to advance to the semifinals was the Wave's first win against the Cougars since the first meeting as members of The American on Jan. 17, 2015.

**TULANE IN OVERTIME**

Tulane enters the season with a 35-42 all-time record in overtime games and a 4-4 mark all-time in back-to-back overtime games.

The Green Wave earned their first three-plus overtime win after topping East Carolina, 100-92, in triple overtime on Feb. 10, 2016. Tulane entered the game 0-5 all-time in three-plus overtime games. Three days later, the Olive and Blue earned a 94-87 win over Memphis in overtime in their second, back-to-back overtime games of the season. The Wave opened the 2015-16 season with consecutive overtime games.

**2016-17 TRENDS**

Category.....	2016-17	Under Dunleavy
Played at Fogelman in Devlin.....	1-0	1-0
Played on a neutral court.....	0-1	0-1
Played on the road.....	0-0	0-0
Leads at halftime.....	1-1	1-1
Trails at halftime.....	0-1	0-1
Is tied at halftime.....	0-0	0-0
Leads with 2:00 remaining.....	1-0	1-0
Trails with 2:00 remaining.....	0-1	0-1
Is tied with 2:00 remaining.....	0-0	0-0
Outrebounded its opponents.....	1-0	1-0
Is outrebounded.....	0-1	0-1
Is tied in rebounds.....	0-0	0-0
Shoots higher FG% than opponents.....	0-0	0-0
Shoots lower FG% than opponents.....	1-1	1-1
Shoots same FG% as opponents.....	0-0	0-0
Shoots 20-29.9% from the field.....	0-0	0-0
Shoots 30-39.9% from the field.....	0-1	0-1
Shoots 40-44.9% from the field.....	0-0	0-0
Shoots 45-49.9% from the field.....	1-0	1-0
Shoots 50-59.9% from the field.....	0-0	0-0
Shoots 60% or better from the field.....	0-0	0-0
Makes more FGs than opponent.....	1-0	1-0
Makes fewer FGs than opponent.....	0-1	0-1
Makes same FGs as opponent.....	0-0	0-0
Shoots higher FT% than opponents.....	1-0	1-0
Shoots lower FT% than opponents.....	0-1	0-1
Shoots same FT% as opponents.....	0-0	0-0
Shoots more FIs than opponent.....	0-0	0-0
Shoots fewer FIs than opponent.....	1-1	1-1
Shoots same FIs as opponent.....	0-0	0-0
Makes more FIs than opponent.....	1-0	1-0
Makes fewer FIs than opponent.....	0-1	0-1
Makes same FIs as opponent.....	0-0	0-0
Shoots 70% or better from the line.....	1-0	1-0
Shoots 50-69% from the line.....	0-1	0-0
Shoots less than 50% from the line.....	0-0	0-0
Makes more 3FGs than opponent.....	0-1	0-1
Makes fewer 3FGs than opponent.....	1-0	1-0
Makes same 3FGs as opponent.....	0-0	0-0
Tallies more assists than opponent.....	0-0	0-0
Tallies fewer assists than opponent.....	1-1	1-1
Tallies same assists than opponent.....	0-0	0-0
Commits fewer TOs than opponent.....	1-1	1-1
Commits more TOs than opponent.....	0-0	0-0
Commits the same TOs as opponent.....	0-0	0-0
Tallies more steals than opponent.....	1-0	1-0
Tallies fewer steals than opponent.....	0-1	0-1
Tallies the same steals as opponent.....	0-0	0-0
Has no players score in double figures.....	0-0	0-0
Has 1 player score in double figures.....	0-0	0-0
Has 2 players score in double figures.....	0-0	0-0
Has 3 players score in double figures.....	0-1	0-1
Has 4 players score in double figures.....	0-0	0-0
Has 5 players score in double figures.....	1-0	1-0
Has 6 players score in double figures.....	0-0	0-0
Scored 39 points or fewer.....	0-0	0-0
Scores 40-49 points.....	0-0	0-0
Scores 50-59 points.....	0-0	0-0
Scores 60-69 points.....	0-0	0-0
Scores 70-79 points.....	0-1	0-1
Scores 80-89 points.....	0-0	0-0
Scores 90-99 points.....	1-0	1-0
Scored 100+ points.....	0-0	0-0
Games during the day.....	0-0	0-0
Games at night.....	0-1	0-1
Games on a Monday.....	1-0	1-0
Games on a Tuesday.....	0-0	0-0
Games on a Wednesday.....	0-0	0-0
Games on a Thursday.....	0-0	0-0
Games on a Friday.....	0-1	0-1
Games on a Saturday.....	0-0	0-0
Games on a Sunday.....	0-0	0-0
In overtime.....	0-0	0-0



**OLDEST ARENAS**

Tulane's home arena, Avron B. Fogelman Arena in the Devlin Fieldhouse, is one of the oldest active arenas in college basketball:

1. Matthews Arena — Northeastern — April 16, 1910
2. Rose Hill Gym — Fordham — Jan. 16, 1925
3. Lavietes Pavilion — Harvard - 1926
4. The Palestra — Penn — Jan. 1, 1927
5. Hec Edmundson Pavilion — Washington — Dec. 27, 1927
6. Williams Arena — Minnesota — Feb. 4, 1928
7. Hinkle Fieldhouse — Butler — March 7, 1928
8. Payne Whitney Gym — Yale — Dec. 10, 1932
9. **Avron B. Fogelman Arena in the Devlin Fieldhouse — Tulane — Dec. 15, 1933**
10. Haas Pavilion — California — Jan. 13, 1933

**FINAL FOUR HEADED BACK TO NOLA**

In announcement made on Nov. 10, 2016, the NCAA and the Division I Men's Basketball Committee announced the 2022 Men's Final Four will be played in New Orleans with Tulane serving as the host institution.

New Orleans will host the Final Four for the sixth time overall and the first time in 10 years. New Orleans traditionally has been one of the most popular Final Four cities and has provided several iconic championship moments that will be celebrated as anniversaries in 2022.

The 2022 Final Four will mark the 40th anniversary of the 1982 title game in New Orleans, which featured North Carolina, led by coach **Dean Smith** and **Michael Jordan**, against head coach **John Thompson**, **Patrick Ewing** and the Georgetown Hoyas. The Tar Heels won the game 63-62 on Jordan's jumper with 15 seconds to play. It also will mark the 35th anniversary of the 1987 title game, featuring coach **Bob Knight's** Indiana Hoosiers, who defeated coach **Jim Boeheim's** Syracuse squad 74-73 on **Keith Smart's** jumper with four seconds remaining.

The men's basketball committee decided to forego the traditional site selection process in choosing New Orleans, which narrowly missed being picked during the last bid cycle that concluded with Phoenix, San Antonio, Minneapolis, Atlanta and Indianapolis awarded the 2017 through 2021 Final Fours.

**PRESEASON POLL**

Tulane men's basketball was voted 11th in The American preseason poll, as voted on by the head coaches.

Cincinnati was tabbed as the favorite to win the 2016-17 regular-season title in the closest preseason poll in conference history. The Bearcats edged UConn as the preseason favorite with 95 points and six first-place votes to the Huskies' 94 points and five first-place votes.

**SUPERLATIVES**

*Includes all of 2015-16 and Games 1-2 of 2016-17*

**FIRST HALF**

Most points scored in the first half .....	45 vs Appalachian State (11/22/15), vs Memphis (2/13/16)
Fewest points scored in the first half .....	17 at Houston (1/5/16)
Fewest points allowed in the first half .....	17 vs Appalachian State (11/22/15)
Most points allowed in the first half .....	50 at North Carolina (12/16/15)
Best FG percentage in the first half .....	62.1 vs Appalachian State (11/22/15)
Worst FG percentage in the first half .....	18.8 at UConn (1/19/16)
Best FG percentage by an opponent in the first half .....	66.7 vs Tulsa (1/10/16)
Worst FG percentage by an opponent in the first half .....	20.7 vs Appalachian State (11/22/15)
Most rebounds in the first half .....	28 vs Southern Miss (12/22/15)
Fewest rebounds in the first half .....	10 at Houston (1/5/16)
Most rebounds by an opponent in the first half .....	28 vs New Orleans (12/2/15)
Fewest rebounds by an opponent in the first half .....	7 vs Tulsa (1/10/16)

**SECOND HALF**

Most points scored in the second half .....	51 vs Southeastern Louisiana (11/14/16)
Fewest points scored in the second half .....	22 vs Southern Miss (12/22/15)
Fewest points allowed in the second half .....	18 at Stephen F. Austin (11/27/15)
Most points allowed in the second half .....	51 at Southern (11/19/15)
Best FG percentage in the second half .....	56.5 vs Alabama A&M (11/13/15)
Worst FG percentage in the second half .....	25.0 vs Tulsa (1/10/16)
Best FG percentage by an opponent in the second half .....	68.0 vs Houston (2/17/16)
Worst FG percentage by an opponent in the second half .....	21.7 vs Stephen F. Austin (11/27/15)
Most rebounds in the second half .....	30 vs Tulsa (1/10/16)
Fewest rebounds in the second half .....	8 at SMU (2/28/16)
Most rebounds by an opponent in the second half .....	28 at Houston (1/5/16)
Fewest rebounds by an opponent in the second half .....	10 vs Southern Miss (12/22/15)

**GAME**

Most points scored .....	100 at East Carolina (2/10/16)
Fewest points scored .....	42 at UConn (1/19/16)
Fewest points allowed .....	40 vs Southern Miss (12/22/15)
Most points allowed .....	97 at Cincinnati (1/24/16)
Best FG percentage .....	54.7 vs Appalachian State (11/22/15)
Worst FG percentage .....	25.9 at UConn (1/19/16)
Best FG percentage by an opponent .....	58.5 vs Tulsa (1/10/16)
Worst FG percentage by an opponent .....	28.6 vs Prairie View A&M (12/14/15)
Most rebounds .....	50 vs Southern Miss (12/22/15)
Fewest rebounds .....	20 at SMU (2/28/16)
Most rebounds by an opponent .....	50 at Houston (1/5/16)
Fewest rebounds by an opponent .....	22 vs Tulsa (1/10/16)

**MISCELLANEOUS**

Largest margin of victory .....	28 vs Appalachian State (11/22/15)
Smallest margin of victory .....	1 vs Stephen F. Austin (11/27/15)
Largest margin of defeat .....	24 at North Carolina (12/16/16)
Smallest margin of defeat .....	1 vs Alabama A&M (11/13/15)
Largest halftime lead .....	28 vs Appalachian State (11/22/15)
Smallest halftime lead .....	1 at SMU (2/28/16)
Largest halftime deficit .....	22 at Cincinnati (1/24/16)
Smallest halftime deficit .....	1 vs Georgia Tech (12/5/15), at USF (1/12/16), at UCF (3/2/16)
Largest rebounding margin .....	24 vs Southern Miss (12/22/15)
Smallest rebounding margin .....	0 at Mississippi State (12/19/15)
Opponent's largest rebounding margin .....	22 at SMU (2/29/16)
Opponent's smallest rebounding margin .....	0 at Mississippi (12/19/15)

**CAREER NIGHTS**

Senior center **Ryan Smith** and sophomore guard **Kain Harris** posted career highs in Tulane's 93-76 victory over Southeastern Louisiana.

Smith posted his first career double-double with a career-high 14 points and a career-high 10 rebounds. Harris set his career high in points for the second game in a row with 19 points off the bench. Harris had hit a career-high 15 points vs. North Carolina three days earlier.

**HOME AWAY FROM HOME**

Since the 1999-2000 season, Tulane has played 23 games in the Smoothie King Center (formerly New Orleans Arena):

Date	Opponent	Score
11/17/99	Fordham <sup>1</sup>	W, 80-69
12/8/99	Texas A&M	W, 64-60 (ot)
12/22/99	North Carolina State	W, 73-62
1/12/00	Cincinnati	L, 72-59
1/24/00	New Orleans	W, 53-46
02/9/00	Memphis	W, 64-63
12/28/00	Florida	L, 103-85
12/30/00	Southern	W, 82-75
1/10/01	Louisville	L, 87-84 (ot)
1/24/01	Memphis	L, 91-69
02/07/01	Southern Miss	W, 80-69
2/14/01	Charlotte	L, 98-93 (ot)
2/17/01	DePaul	L, 84-44
12/10/01	Vanderbilt	W, 87-77
12/29/01	Mississippi State	L, 77-66
12/10/02	Kentucky	L, 76-60
12/25/02	LSU <sup>2</sup>	L, 74-62
12/27/03	Mississippi State <sup>2</sup>	L, 72-50
1/15/05	DePaul	L, 81-63
12/2/06	LSU	L, 74-67
1/2/08	LSU	W, 68-63
11/27/11	San Diego <sup>3</sup>	W, 65-46
1/3/15	Memphis	L, 57-55
11/11/16	North Carolina	L, 95-75

**KEY:**

1 - Preseason NIT

2 - Sugar Bowl Classic

3 - Tulane Classic

**INDIVIDUAL CAREER HIGHS****2 JACKSON JOHNSON**

Points: ---  
Rebounds: ---  
Assists: ---  
Blocks: ---  
Steals: ---

**3 RAY ONA EMBO**

Points: 8 vs. Southeastern Louisiana, 11/14/16  
Rebounds: 5 vs. Southeastern Louisiana, 11/14/16  
Assists: 1, multiple times  
Blocks: 1 vs. Southeastern Louisiana, 11/14/16  
Steals: ---

**4 RILEY CONROY**

Points: ---  
Rebounds: ---  
Assists: ---  
Blocks: ---  
Steals: ---

**5 CAMERON REYNOLDS**

Points: 21 vs. North Carolina, 11/11/16  
Rebounds: 12 at East Carolina, 2/10/16  
Assists: 3 vs. East Carolina, 2/24/16  
Blocks: 1, multiple times  
Steals: 3 vs. Liberty, 11/29/15

**10 VON JULIEN**

Points: 12 at Cincinnati, 1/24/16  
Rebounds: 3, multiple times  
Assists: 7 vs. Appalachian State, 11/22/15  
Blocks: ---  
Steals: ---

**11 KAIN HARRIS**

Points: 19 vs. Southeastern Louisiana, 11/14/16  
Rebounds: 4, multiple times  
Assists: 1 vs. North Carolina, 11/11/16  
Blocks: ---  
Steals: ---

**12 SAMMIS REYES**

Points: ---  
Rebounds: 2 vs. North Carolina, 11/11/16  
Assists: ---  
Blocks: ---  
Steals: 1 vs. North Carolina, 11/11/16

**13 MALIK MORGAN**

Points: 26 at East Carolina, 2/10/16  
Rebounds: 10 vs. Mississippi State, 12/19/15  
Assists: 7 vs. Liberty, 11/29/15  
Blocks: 2, multiple times  
Steals: 4 at USF, 1/12/16

**14 COLIN SLATER**

Points: 14 vs. North Carolina, 11/11/16  
Rebounds: 1 vs. North Carolina, 11/11/16  
Assists: 2 vs. North Carolina, 11/11/16  
Blocks: ---  
Steals: ---

**15 RYAN SMITH**

Points: 14 vs. Southeastern Louisiana, 11/14/16  
Rebounds: 10 vs. Southeastern Louisiana, 11/14/16  
Assists: ---  
Blocks: 2 at Memphis, 12/29/15  
Steals: 2 vs. Southeastern Louisiana, 11/14/16

**22 DARIAN JONES**

Points: ---  
Rebounds: ---  
Assists: ---  
Blocks: ---  
Steals: ---

**23 BLAKE PAUL**

Points: 9 at Southern, 11/19/15  
Rebounds: 8 vs. UCF, 2/4/16  
Assists: ---  
Blocks: 4, multiple times  
Steals: ---

**30 BERNARD WOODSIDE**

Points: ---  
Rebounds: ---  
Assists: ---  
Blocks: ---  
Steals: ---

**35 MELVIN FRAZIER**

Points: 15 at USF, 1/12/16  
Rebounds: 8 vs. Temple, 2015-16  
Assists: 3, multiple times  
Blocks: ---  
Steals: 3, multiple times

## THE LAST TIME...

## The Last Time Tulane...

Scored 90 points.....	11/14/16 vs Southeastern Louisiana (W, 93-76)
Scored 100 points.....	2/10/16 at East Carolina (W, 100-92 3OT)
Scored 110 points.....	11/24/95 vs. Prairie View (W, 113-72)
Scored 120 points.....	12/3/94 vs. Prairie View (W, 122-58)
Scored 100 points and lost.....	1/14/15 at UCF (L, 103-100 3ot)
Scored 50+ points in a half.....	11/14/16 vs Southeastern Louisiana (51, 2nd)
Scored 60+ points in a half.....	1/25/12 vs. SMU (63, 2nd)
Was held below 40 points.....	1/31/15 at Temple (L, 55-37)
Was held below 50 points.....	1/30/16 at Tulsa (L, 48-62)
Was held below 50 points and won.....	3/12/08 vs. Marshall (W, 48-47)
Was held below 60 points.....	3/6/16 vs Temple (L, 64-56)
Was held below 60 points and won.....	12/22/15 vs Southern Miss (W, 59-40)
Won by 30+ points.....	11/20/14 vs. Mississippi Valley State (W, 100-61)
Won by 40+ points.....	11/25/11 vs. Alcorn State (W, 83-41)
Won by 50+ points.....	1/4/03 vs. Morris Brown (W, 88-30)
Had 70+ rebounds.....	11/26/90 vs. Nicholls (70)
Had 50+ rebounds.....	12/22/15 vs. Southern Miss (50)
Made 40+ field goals.....	12/19/96 vs. Centenary (40)
Made 50+ field goals.....	12/3/94 vs. Prairie View (51)
Attempted 70+ field goals.....	11/11/16 vs. North Carolina (72)
Attempted 75+ field goals.....	1/14/15 at UCF (80)
Made 10+ three-pointers.....	11/11/16 vs. North Carolina (12)
Attempted 30+ three-pointers.....	2/10/16 at East Carolina (31)
Made 30+ free throws.....	11/14/16 vs Southeastern Louisiana (30)
Attempted 40+ free throws.....	11/26/13 vs. Colgate (40)
Had 20+ assists.....	11/29/15 vs. Liberty (20)
Had 25+ assists.....	11/15/11 vs. Nicholls State (25)
Had 10+ blocked shots.....	1/2/16 vs UConn (12)
Blocked 10+ shots in back-to-back games.....	12/29/15 at Memphis (10), 1/2/16 vs UConn (12)
Had 15+ steals.....	2/4/12 vs. Houston (16)
Had 20+ steals.....	1/14/99 vs. Memphis (20)
Had 30+ turnovers.....	12/19/05 vs. St. Edward's (30)
Had 30+ personal fouls.....	11/26/05 vs. Texas A&M (30)
Shot 65 percent from the field.....	12/30/95 vs. Mt. St. Mary's (.667, 34-51)
Shot 70 percent in a half.....	2/15/14 at UAB (.704)
Fewest Turnovers.....	4 at Georgia Tech (11/9/12)
Hit all of its free throws.....	12/1/07 at Syracuse (15-15)
Did not hit a three-pointer.....	1/16/14 vs. Louisiana Tech (0-14)
Defeated a ranked opponent.....	12/22/99 over No. 25 North Carolina State (W, 73-62)
Had five players score in double figures.....	11/14/16 vs Southeastern Louisiana
Did not have a player reach double figures.....	2/2/13 at UTEP
Overcame a 15-point deficit to win.....	2/26/14 vs. Florida Atlantic (16 pts)
Overcame a 20-point deficit to win.....	11/29/15 vs. Stephen F. Austin (26 pts)
Won an overtime game.....	2/13/16 vs Memphis (W, 94-87 ot)
Lost an overtime game.....	11/13/15 vs Alabama A&M (L, 68-67 ot)

## The Last Time a Tulane Player...

Scored 30+ points.....	2/10/16, Louis Dabney at East Carolina (32)
Scored 40+ points.....	2/7/74, Phil Hicks vs. Samford (41)
Had 15+ rebounds.....	11/22/15, Dylan Osetkowski (16)
Had 20+ rebounds.....	1/29/70, Harold Sylvester vs. Miami, Fla. (22)
Made 20+ field goals.....	2/1/61, Jim Kerwin vs. Southeastern La. (20)
Made 15+ field goals.....	1/16/97, Jerald Honeycutt vs. Xavier, Ohio (16)
Had 25+ FG attempts.....	2/14/01, Ledaryl Billingsley vs. Charlotte (25)
Shot 100% (Min. 5 shots).....	12/5/15, Malik Morgan vs. Georgia Tech (6-6)
Made 7+ three-pointers.....	1/14/15, Jay Hook at UCF (7)
Made 6+ three-pointers.....	1/14/15, Jay Hook at UCF (7) & Louis Dabney (6)
Made 5+ three-pointers.....	2/13/16 Malik Morgan vs Memphis (5)
Had 10+ three-point attempts.....	2/10/16 Malik Morgan at East Carolina (12)
Made 15+ free throws.....	2/7/01, Brandon Spann vs. Southern Miss (16)
Made 10+ free throws.....	12/19/14, Louis Dabney vs. Jackson State (12)
Attempted 20+ free throws.....	3/1/72, Jeff Morris vs. Marquette (22)
Had 10+ assists.....	1/14/15, Jonathan Stark at UCF (10)
Had 5+ blocks.....	1/2/16, Jernard Jarreau vs. UConn (5)
Had 7+ steals.....	11/16/01, Waitari Marsh vs. Loyola (7)
One player had a double-double.....	11/14/16 vs Southeastern Louisiana, Ryan Smith (14 pts, 10 rebs)
Two players with a double-double.....	2/10/16 at East Carolina, Dylan Osetkowski (16 pts, 11 rebs), Cameron Reynolds (11 pts, 12 rebs)
Had a triple-double.....	12/28/96 by Rayshard Allen (18p, 11r, 11a) vs. UL Lafayette

## The Last Time a Tulane Opponent...

Scored 100+ points.....	1/14/15 by UCF (W, 103-100)
Scored 110+ points.....	12/6/80 by LSU (W, 119-81)
Scored 120+ points.....	12/7/77 by LSU (W, 120-88)
Scored 100+ points and lost.....	1/13/76 by Southern Miss (L, 100-105)
Was held below 40 points.....	11/19/10 by Centenary (L, 77-36)
Was held below 50 points.....	12/22/15 by Southern Miss (L, 59-40)
Was held below 60 points.....	11/29/15 vs Liberty (L, 72-51)
Was held below 60 points and won.....	1/31/15 at Temple (W, 55-37)
Won by 30+ points.....	2/1/14 at Southern Miss (L, 78-47)
Won by 40+ points.....	2/10/07 by Memphis (W, 95-51)
Won by 50+ points.....	1/16/54 by Kentucky (W, 94-43)
Had 60+ rebounds.....	Not available
Had 50+ rebounds.....	11/11/16 by North Carolina (52)
Made 40+ field goals.....	2/18/06 by Memphis (42)
Made 30+ field goals.....	11/11/16 by North Carolina (34)
Attempted 75+ field goals.....	1/16/14 by Louisiana Tech (76)
Made 10+ three-pointers.....	2/24/16 by East Carolina (10)
Attempted 30+ three-pointers.....	1/16/14 by Louisiana Tech (35)
Made 30+ free throws.....	2/18/12 by UAB (34)
Attempted 50+ free throws.....	2/25/05 by TCU (50)
Had 25+ assists.....	12/16/15 by North Carolina (30)
Had 10+ blocked shots.....	1/18/12 by Tulsa (12)
Had 15+ steals.....	2/9/08 by Houston (18)
Had 20+ steals.....	2/26/05 by UAB (20)
Had 30+ turnovers.....	11/16/01 by Loyola (31)
Had 30+ personal fouls.....	11/30/10 by Alabama State (34)
Shot 65 percent from the field.....	11/26/13 by Colgate (.654, 34-52)
Shot 70 percent in a half.....	11/30/10 by Alabama State (.720, 18-25, 2nd)
Hit all of its free throws.....	12/28/07 by Alabama State (2-2)
Did not hit a three-pointer.....	1/28/06 by Rice (0-12)
Did not have a player reach double figures.....	11/15/11 by Nicholls
Overcame a 20-point deficit to win.....	3/2/13 by Tulsa (22 points)

## The Last Time a Player for an Opponent...

Scored 30+ points.....	2/4/16 by Daiquan Walker, UCF (33)
Scored 40+ points.....	2/26/02 by Junior Blount, TCU (42)
Had 15+ rebounds.....	2/13/16 by Dedric Lawson, Memphis (16)
Had 20+ rebounds.....	2/19/02 by Louis Truscott, Houston (20)
Made 20+ field goals.....	2/16/70 by Austin Carr, Notre Dame (22)
Made 15+ field goals.....	1/7/03 by Chris Massie, Memphis (15)
Had 25+ FG attempts.....	11/14/06 by Bo McCalebb, New Orleans (30)
Shot 100% (Min. 5 shots).....	2/2/08 by Patrick Britton, Rice (7-7)
Made 7+ three-pointers.....	1/10/16 by Pat Birt, Tulsa (7)
Made 5+ three-pointers.....	2/24/16 by Lance Tejada, East Carolina (5)
Had 10+ three-point attempts.....	11/8/13 by Damon Lynn, NJIT (12)
Made 15+ free throws.....	3/22/94 by Doremus Bennerman, Siena (17)
Made 10+ free throws.....	1/2/14 by Zeke Upshaw, Hofstra (10)
Attempted 20+ free throws.....	Not available
Had 10+ assists.....	3/7/15 by Anthony Collins, USF (10)
Had 5+ blocks.....	1/18/12 by K. Maduka & S. Idlet, Tulsa (5)
Had 7+ steals.....	1/24/94 by Jason Osborne, Louisville (7)
Had a double-double.....	3/6/16 by Jaylen Bond, Temple (10 pts, 16 rebs)
Had a triple-double.....	2/4/09 by Paul Delaney III, UAB (16 pts, 10 rebs, 12 asts)

## STARTING LINE UPS

Slater, Morgan, Frazier, Reynolds, Smith..... 1-1

## DOUBLING UP

2016-17	Double-Doubles	Career
1.....	Ryan Smith.....	1
0.....	Malik Morgan.....	1
0.....	Cameron Reynolds.....	1

2016-17	Double Figure Scoring	Career
2.....	Cameron Reynolds.....	12
2.....	Kain Harris.....	6
2.....	Colin Slater.....	2
1.....	Malik Morgan.....	23
1.....	Ryan Smith.....	2
0.....	Melvin Frazier.....	5
0.....	Von Julien.....	3

2016-17	Double Figure Rebounding	Career
1.....	Ryan Smith.....	1
0.....	Malik Morgan.....	1
0.....	Cameron Reynolds.....	1



# MIKE DUNLEAVY, SR.

HEAD COACH  
FIRST SEASON  
SOUTH CAROLINA '76

Mike Dunleavy, Sr., was hired as Tulane's 24th head men's basketball coach in the 106-year history of the program on March 29, 2016. He begins his 18th season as a head coach and his first at the collegiate level in 2016-17.

Over the past 45 years, Dunleavy has played and coached in world championship games, directed hall of fame and all-star players, led NBA franchises, served as a television analyst and played in the NCAA Tournament.

The 1999 NBA Coach of the Year brings over 30 years of NBA experience, either as a player, general manager or head coach to the Green Wave.

A 17-year veteran as an NBA head coach, Dunleavy won 613 regular season games, the 24th-most in NBA history, with four different teams (Los Angeles Lakers, Milwaukee Bucks, Portland Trailblazers, Los Angeles Clippers) and amassed 38 playoff victories in his career.

Dunleavy has been a part of 1,266 victories as an NBA assistant coach, head coach, general manager, player and collegiate student-athlete.

Along the way, he coached five future Naismith Memorial Basketball Hall of Famers, including **Earvin "Magic" Johnson**, **Moses Malone**, **Scottie Pippen**, **Arvydas Sabonis** and **James Worthy**, and a total of six players under Dunleavy were named NBA All-Stars on nine occasions, including Johnson (1992 MVP), Worthy, **Elton Brown**, **Chris Kaman**, **Rasheed Wallace** and **Vin Baker**.

Dunleavy also developed an extensive coaching tree during his time in the NBA with nine of his former assistant coaches becoming NBA head coaches, including **John Lucas**, **Kim Hughes**, **Eric Musselman** (current head coach at Nevada), **Tony Brown**, **Elston Turner**, **Frank Hamblen**, **Butch Carter**, **Randy Pfund** and **Bill Bertka**.

Dunleavy's longest tenure was with the Los Angeles Clippers for seven seasons (2003-10). He led the club to 215 victories and seven playoff victories. The Clippers enjoyed their best season under Dunleavy during the 2005-06 campaign when he led the franchise to 47 wins and advanced to the Western Conference semifinals. He stepped down as head coach in 2010 to serve as the team's general manager.

Dunleavy began his coaching career in 1987 as an assistant coach at Milwaukee, where he served for three seasons (1987-1990). He earned his first head coaching job in 1990 with the Los Angeles Lakers, succeeding **Pat Riley**. During his rookie season (1990-91), he led a lineup that featured the combination of Johnson and Worthy to a Western Conference title and to the NBA Finals where the Lakers lost the series to the **Michael Jordan**- and **Pippen**-led Chicago Bulls.

Following the 1991-92 season, Dunleavy became the head coach in Milwaukee, where he led the Bucks to 107 wins in four seasons (1992-96) while also serving as the team's Vice President of Basketball Operations. He stepped away from the bench prior to the 1996-97 season to concentrate on his general manager duties with the Bucks for one season before taking the head coaching job in Portland.

Dunleavy coached the Trail Blazers for four seasons (1997-2001) and led the franchise to a 190-106 (.642) overall record and to four straight playoff appearances. The Blazers made back-to-back appearances in the Western Conference Finals in 1999 and 2000. Dunleavy's 1999-2000 team won 59 games, which matched the second-best single-season victory total in franchise history. Dunleavy earned the 1999 NBA Coach of the Year award after leading the 1998-99 Blazers to a Pacific Division-winning 35-15 record.

As a collegian, Dunleavy played at South Carolina from (1972-76) for legendary coach **Frank McGuire** and was a sixth-round draft pick (99th overall) by the Philadelphia 76ers in 1976. He played for the 76ers alongside future Naismith Memorial Basketball Hall of Famer **"Dr. J" Julius Erving** and helped the team to the NBA Finals as a rookie.

Dunleavy played in 438 games during his 12-year NBA career, which included stops at Houston (1978-82), San Antonio (1982-83) and Milwaukee (1983-85, 88-90). His best season was with the Rockets during the 1980-81 campaign when he averaged 10.5 points per game and started on a team that played in the NBA Finals. In his lone season in San Antonio, Dunleavy led the NBA in three-point percentage, connecting at a .345 (67-194) clip from behind the arc.

A back injury prompted his unofficial retirement following the 1984-85 season and he worked for a New York investment firm before returning to the NBA as an assistant coach with Milwaukee for the 1986-87 season. He stayed on the Bucks' bench through the 1989-90 campaign, but returned to uniform in parts of two seasons (1988-89, 1989-90) when injuries to the Bucks' backcourt forced Dunleavy into the lineup.

A native of Brooklyn, N.Y., Dunleavy played collegiately at the University of South Carolina, where he finished his career as the school's third all-time leading scorer with 1,586 points. Dunleavy helped the Gamecocks to 81 victories and a pair of NCAA Tournament appearances. He appeared in 111 consecutive, starting his last 105. Dunleavy was a straight A student, majoring in psychology while at South Carolina.

## NAISMITH MEMORIAL BASKETBALL HALL OF FAMERS UNDER DUNLEAVY

Earvin "Magic" Johnson (Los Angeles Lakers) - Elected 2002  
James Worthy (Los Angeles Lakers) - Elected 2003  
Moses Malone (Milwaukee Bucks) - Elected 2001  
Scottie Pippen (Portland Trailblazers) - Elected 2010  
Arvydas Sabonis (Portland Trailblazers) - Elected 2011

## NBA ALL-STAR SELECTIONS UNDER DUNLEAVY

Magic Johnson - 1992 MVP (Los Angeles Lakers)  
James Worthy - 1991, 1992 (Los Angeles Lakers)  
Vin Baker - 1995, 1996 (Milwaukee Bucks)  
Rasheed Wallace - 2000, 2001 (Portland Trailblazers)  
Elton Brown - 2006 (Los Angeles Clippers)  
Chris Kaman - 2010 (Los Angeles Clippers)

## THE DUNLEAVY FILE...

**Date of Birth:** March 21, 1954

**Hometown:** Brooklyn, New York

**Family:** Wife - Emily

Sons - Mike Dunleavy, Jr., Baker Dunleavy, James Dunleavy

**Alma Mater:** University of South Carolina, 1976

**Education:** B.S. Psychology

## Playing Experience

**College:** South Carolina (1972-76)

**NBA:** Drafted in the 6th round (99th overall) in 1976 by the Philadelphia 76ers

Philadelphia 76ers (1976-77)

Carolina Lightning (AABA) (1978)

Houston Rockets (1978-82)

San Antonio Spurs (1982-83)

Milwaukee Bucks (1983-1990)

## NBA Coaching Experience

**Assistant Coach:**

Milwaukee Bucks, 1987-90

**Head Coach:**

Los Angeles Lakers, 1990-92

Milwaukee Bucks, 1992-96

Portland Trailblazers, 1998-2000

Los Angeles Clippers, 2003-10

**Coaching Honors:** 1999 NBA Coach of the Year

## Year-by-Year Record as a Head Coach

Year	Team	Rec.	Conf.		Playoff	
			Finish	Rec.	Finish	
1990-91	Lakers	58-24	2nd	12-7	Lost, NBA Finals	
1991-92	Lakers	43-39	6th	1-3	Lost, 1st Round	
1992-93	Bucks	28-54	7th	0-0	Missed Playoffs	
1993-94	Bucks	20-62	6th	0-0	Missed Playoffs	
1994-95	Bucks	34-48	6th	0-0	Missed Playoffs	
1995-96	Bucks	25-57	7th	0-0	Missed Playoffs	
1997-98	Trailblazers	46-36	4th	1-3	Lost, 1st Round	
1998-99	Trailblazers	35-15	1st	7-6	Lost, Conf. Finals	
1999-2000	Trailblazers	59-23	2nd	10-6	Lost, Conf. Finals	
2000-01	Trailblazers	50-32	4th	0-3	Lost, 1st Round	
2003-04	Clippers	28-54	7th	0-0	Missed Playoffs	
2004-05	Clippers	37-45	3rd	0-0	Missed Playoffs	
2005-06	Clippers	47-35	2nd	7-5	Lost, Conf. Semis	
2006-07	Clippers	40-42	4th	0-0	Missed Playoffs	
2007-08	Clippers	23-59	5th	0-0	Missed Playoffs	
2008-09	Clippers	19-63	4th	0-0	Missed Playoffs	
2009-10	Clippers	21-28	(resigned)			
<b>Totals</b>		<b>613-716</b>		<b>38-33</b>		

## Year-by-Year Record as an Assistant Coach

Year	Team	Rec.	Conf.		Playoff	
			Finish	Rec.	Finish	
1987-88	Bucks	42-40	4th	2-3	Lost, 1st Round	
1988-89	Bucks	49-33	4th	3-6	Lost, Conf. Semis	
1989-90	Bucks	44-38	3rd	1-3	Lost, 1st Round	
<b>Totals</b>		<b>135-11</b>		<b>6-12</b>		



## SEASON STATS - All Games

Tulane Combined Team Statistics (as of Nov 16, 2016)  
All games

RECORD:	OVERALL	HOME	AWAY	NEUTRAL
ALL GAMES	1-1	1-1	0-0	0-0
CONFERENCE	0-0	0-0	0-0	0-0
NON-CONFERENCE	1-1	1-1	0-0	0-0

#	Player	gp-gs	min	avg	Total	3-Point	F-Throw	Rebounds		pf	dq	a	to	blk	stl	pts	avg
					fg-fga	fg%	3fg-fga	3fg%	ft-fa	ft%	off	def	tot	avg			
05	REYNOLDS, Cameron	2-2	72	36.0	12-29	.414	6-10	.600	4-5	.800	3	8	11	5.5	5	0	4
11	HARRIS, Kain	2-0	42	21.0	12-23	.522	6-11	.545	4-4	1.000	3	2	5	2.5	3	0	1
14	SLATER, Colin	2-2	48	24.0	7-18	.389	3-11	.273	9-10	.900	1	0	1	0.5	6	0	2
13	MORGAN, Malik	2-2	58	29.0	7-22	.318	0-7	.000	6-8	.750	7	8	15	7.5	7	1	4
35	FRAZIER, Melvin	2-2	50	25.0	6-14	.429	1-5	.200	4-7	.571	0	4	4	2.0	6	0	5
15	SMITH, Ryan	2-2	43	21.5	5-11	.455	0-0	.000	7-8	.875	9	9	18	9.0	8	0	0
03	ONA EMBO, Ray	2-0	29	14.5	1-9	.111	0-3	.000	9-11	.818	1	6	7	3.5	3	0	2
10	JULIEN, Von	2-0	19	9.5	2-5	.400	1-3	.333	0-0	.000	2	2	4	2.0	2	0	4
23	PAUL, Blake	2-0	16	8.0	2-2	1.000	0-0	.000	0-1	.000	0	1	1	0.5	7	0	0
12	REYES, Sammis	2-0	18	9.0	0-2	.000	0-0	.000	0-0	.000	1	1	2	1.0	5	0	0
04	CONROY, Riley	1-0	2	2.0	0-0	.000	0-0	.000	0-0	.000	0	0	0	0.0	0	0	0
22	JONES, Darien	2-0	3	1.5	0-0	.000	0-0	.000	0-0	.000	0	0	0	0.0	1	0	0
Team											7	1	8			1	
Total.....		2	400		54-135	.400	17-50	.340	43-54	.796	34	42	76	38.0	53	1	22
Opponents.....		2	400		56-115	.487	16-35	.457	43-63	.683	28	53	81	40.5	46	-	35

TEAM STATISTICS	TLN	OPP	Date	Opponent	Score	Att.
SCORING	168	171	11/11/16	NORTH CAROLINA	L 75-95	6043
Points per game	84.0	85.5	11/14/16	SOUTHEASTERN LOUISIA	w 93-76	1239
Scoring margin	-1.5	-	* - Conference game			
FIELD GOALS-ATT	54-135	56-115				
Field goal pct	.400	.487				
3 POINT FG-ATT	17-50	16-35				
3-point FG pct	.340	.457				
3-pt FG made per game	8.5	8.0				
FREE THROWS-ATT	43-54	43-63				
Free throw pct	.796	.683				
F-Throws made per game	21.5	21.5				
REBOUNDS	76	81				
Rebounds per game	38.0	40.5				
Rebounding margin	-2.5	-				
ASSISTS	22	35				
Assists per game	11.0	17.5				
TURNOVERS	25	31				
Turnovers per game	12.5	15.5				
Turnover margin	+3.0	-				
Assist/turnover ratio	0.9	1.1				
STEALS	13	14				
Steals per game	6.5	7.0				
BLOCKS	8	3				
Blocks per game	4.0	1.5				
ATTENDANCE	7282	0				
Home games-Avg/Game	2-3641	0-0				
Neutral site-Avg/Game	-	0-0				

Score by Periods	1st	2nd	Totals
Tulane	74	94	168



## GAME RECAPS

## GAME 1: 6/6 North Carolina 95, Tulane 75

November 11, 2016 • Smoothie King Center

Three players scoring in double figures, including a career-high night from redshirt junior forward **Cameron Reynolds**, was not enough to withstand No. 6/6 North Carolina as Tulane men's basketball dropped its regular-season opener 95-75 at the Smoothie King Center.

Reynolds showed the maturation of his shooting touch with a career-high 21 points on 7-of-15 shooting from the floor. The Pearland, Texas, native had the hot hand from long range, hitting a career-high five three-pointers in his six attempts. Freshman guard **Colin Slater** put up 14 points in his collegiate debut and first collegiate start. Sophomore guard **Kain Harris** poured in 15 points off the bench and provided one of the Green Wave's highlights of the game with an emphatic dunk midway through the second half.

Tulane (0-1) hung tough early on and kept the game within a couple of possessions until the later part of the first half when the Tar Heels (1-0) extended the lead to 10, 32-22, with 5:16 remaining before halftime. That final five-plus minutes saw North Carolina grow its lead to as many as 17 points before sophomore guard **Von Juilen** drained a triple just before the buzzer to make the score 46-32 at the break.

The Green Wave played with more poise and consistency in the second half, though Carolina maintained control over the final 20 minutes. Slater had five points in a Tulane seven-point run early in the half that cut the deficit to 11, 53-42, with just under 17 minutes remaining. However, that would be as close as the Wave would get as **Justin Jackson** scored 15 of his career-high 27 points in the second half to lead all scorers and secure a win for the Tar Heels.

#### North Carolina vs Tulane 11/11/16 8 pm CT at Smoothie King Center (New Orleans)

##### North Carolina 95 • 1-0

#	Player	Total		3-Ptr		Rebounds		PF	TP	A	TO	Blk	Stl	Min
		FG-FGA	FG-FGA	FT-FTA	FT-FTA	Off	Def							
03	Kennedy Meeks	f	4-13	0-0	1-4	7	8	15	2	9	1	1	0	22
04	Isaiah Hicks	f	7-7	0-0	2-2	1	5	6	3	16	1	2	0	25
44	Justin Jackson	f	9-12	4-5	5-6	0	1	1	2	27	4	2	0	29
02	Joel Berry II	g	6-12	4-7	7-9	0	6	6	3	23	4	1	0	30
24	Kenny Williams	g	1-5	0-3	0-0	2	3	5	0	2	4	1	0	21
00	Nate Britt	g	0-5	0-3	1-2	0	1	1	2	1	5	0	0	18
05	Tony Bradley	g	5-7	0-0	0-0	2	3	5	4	10	0	2	0	17
11	Shea Rush	g	0-0	0-0	0-0	0	0	0	0	0	0	0	0	1
13	Kanler Coker	g	0-0	0-0	0-0	0	0	0	0	0	0	0	0	1
14	Brandon Robinson	g	1-3	1-2	0-0	0	1	1	0	3	1	0	0	10
21	Seventh Woods	g	0-1	0-0	2-2	1	2	3	2	2	2	0	1	10
25	Aaron Rohlman	g	0-0	0-0	0-0	0	0	0	0	0	0	0	0	1
30	Stilman White	g	0-0	0-0	0-0	1	0	1	0	0	0	0	0	1
32	Luke Maye	g	1-4	0-0	0-0	2	2	4	2	2	1	2	2	14
Team						2	2	4						
Totals			34-69	9-20	18-25	18	34	52	20	95	23	13	2	200

FG % 1st Half: 17-31 54.8% 2nd half: 17-38 44.7% Game: 34-69 49.3%  
3FG % 1st Half: 5-11 45.5% 2nd half: 4-9 44.4% Game: 9-20 45.0%  
FT % 1st Half: 7-12 58.3% 2nd half: 11-13 84.6% Game: 18-25 72.0%

##### Tulane 75 • 0-1

#	Player	Total		3-Ptr		Rebounds		PF	TP	A	TO	Blk	Stl	Min
		FG-FGA	FG-FGA	FT-FTA	FT-FTA	Off	Def							
15	SMITH, Ryan	c	1-6	0-0	1-2	4	4	8	4	3	0	1	1	0
05	REYNOLDS, Cameron	g	7-15	5-6	2-2	1	3	4	1	21	2	0	1	35
13	MORGAN, Malik	g	3-11	0-3	0-0	4	3	7	2	6	0	3	1	0
14	SLATER, Colin	g	4-10	2-7	4-5	1	0	1	3	14	2	3	0	24
35	FRAZIER, Melvin	g	3-10	1-4	1-3	0	1	1	2	8	3	2	0	25
03	ONA EMBO, Ray	g	0-3	0-1	3-4	0	5	5	2	3	1	2	0	10
10	JULIEN, Von	g	1-3	1-3	0-0	1	2	3	2	3	3	0	0	13
11	HARRIS, Kain	g	5-12	3-6	2-2	1	0	1	0	15	1	0	0	18
12	REYES, Sammis	g	0-1	0-0	0-0	1	1	2	1	0	0	0	0	1
22	JONES, Darien	g	0-0	0-0	0-0	0	0	0	0	0	0	0	0	1
23	PAUL, Blake	g	1-1	0-0	0-1	0	1	1	4	2	0	0	1	13
Team						4	1	5						
Totals			25-72	12-30	13-19	17	21	38	21	75	12	12	4	200

FG % 1st Half: 11-34 32.4% 2nd half: 14-38 36.8% Game: 25-72 34.7%  
3FG % 1st Half: 6-12 50.0% 2nd half: 6-18 33.3% Game: 12-30 40.0%  
FT % 1st Half: 4-7 57.1% 2nd half: 9-12 75.0% Game: 13-19 68.4%

Officials: John Hampton, Doug Simmons, Jeb Hartness  
Technical fouls: North Carolina-None. Tulane-None.  
Attendance: 6043  
Administrative TECHNICAL FOUL 10:22 2nd half: object thrown on court.

Score by periods	1st	2nd	Total
North Carolina	46	49	95
Tulane	32	43	75

## GAME 2: Tulane 93, Southeastern Louisiana 76

November 14, 2016 • Avron B. Fogelman Arena in the Devlin Fieldhouse

Points were aplenty for Tulane men's basketball in the 93-76 victory over Southeastern Louisiana with five players scoring in double figures, highlighted by career nights by senior center **Ryan Smith** and sophomore guard **Kain Harris**.

The Green Wave (1-1) went over 90-point mark in regulation for the first time since a 100-61 win over Mississippi Valley State on Nov. 20, 2014, thanks in large part to the performances from Smith and Harris. Smith posted his first career double-double with a career-high 14 points and a career-high 10 rebounds. Harris set his career high in points for the second game in a row with 19 points off the bench.

Before Tulane took control the game in the second half, the Green Wave were in a tussle with the Lions (1-1) over the first 20 minutes. There were 16 lead changes in the first half alone as either team led by more than five points. Redshirt junior forward **Cameron Reynolds** gave the Wave that five-point advantage in the final second of the half on his three-pointer with 15 seconds remaining. Southeastern tacked on two free throws to make the score 42-39 at the break.

The see-saw battle continued in the second half, though Tulane would never relinquish the lead. The margin stayed within a couple of possessions until a Harris layup at the 6:40 mark stretched the lead to nine (74-65). A couple of minutes later, freshman guard **Ray Ona Embo** converted on a traditional, three-point play to move the lead to double digits for the first time (79-69). The Green Wave really started rolling from there, expanding the lead to 17 (88-71) with just under two minutes to play following a couple of made free throws by redshirt senior guard **Malik Morgan**.

Ona Embo's final five points at the line to secure the first win in the Dunleavy era.

#### North Carolina vs Tulane 11/11/16 8 pm CT at Smoothie King Center (New Orleans)

##### North Carolina 95 • 1-0

#	Player	Total		3-Ptr		Rebounds		PF	TP	A	TO	Blk	Stl	Min
		FG-FGA	FG-FGA	FT-FTA	FT-FTA	Off	Def							
03	Kennedy Meeks	f	4-13	0-0	1-4	7	8	15	2	9	1	1	0	22
04	Isaiah Hicks	f	7-7	0-0	2-2	1	5	6	3	16	1	2	0	25
44	Justin Jackson	f	9-12	4-5	5-6	0	1	1	2	27	4	2	0	29
02	Joel Berry II	g	6-12	4-7	7-9	0	6	6	3	23	4	1	0	30
24	Kenny Williams	g	1-5	0-3	0-0	2	3	5	0	2	4	1	0	21
00	Nate Britt	g	0-5	0-3	1-2	0	1	1	2	1	5	0	0	18
05	Tony Bradley	g	5-7	0-0	0-0	2	3	5	4	10	0	2	0	17
11	Shea Rush	g	0-0	0-0	0-0	0	0	0	0	0	0	0	0	1
13	Kanler Coker	g	0-0	0-0	0-0	0	0	0	0	0	0	0	0	1
14	Brandon Robinson	g	1-3	1-2	0-0	0	1	1	0	3	1	0	0	10
21	Seventh Woods	g	0-1	0-0	2-2	1	2	3	2	2	2	0	1	10
25	Aaron Rohlman	g	0-0	0-0	0-0	0	0	0	0	0	0	0	0	1
30	Stilman White	g	0-0	0-0	0-0	1	0	1	0	0	0	0	0	1
32	Luke Maye	g	1-4	0-0	0-0	2	2	4	2	2	1	2	2	14
Team						2	2	4						
Totals			34-69	9-20	18-25	18	34	52	20	95	23	13	2	200

FG % 1st Half: 17-31 54.8% 2nd half: 17-38 44.7% Game: 34-69 49.3%  
3FG % 1st Half: 5-11 45.5% 2nd half: 4-9 44.4% Game: 9-20 45.0%  
FT % 1st Half: 7-12 58.3% 2nd half: 11-13 84.6% Game: 18-25 72.0%

##### Tulane 75 • 0-1

#	Player	Total		3-Ptr		Rebounds		PF	TP	A	TO	Blk	Stl	Min
		FG-FGA	FG-FGA	FT-FTA	FT-FTA	Off	Def							
15	SMITH, Ryan	c	1-6	0-0	1-2	4	4	8	4	3	0	1	1	0
05	REYNOLDS, Cameron	g	7-15	5-6	2-2	1	3	4	1	21	2	0	1	35
13	MORGAN, Malik	g	3-11	0-3	0-0	4	3	7	2	6	0	3	1	0
14	SLATER, Colin	g	4-10	2-7	4-5	1	0	1	3	14	2	3	0	24
35	FRAZIER, Melvin	g	3-10	1-4	1-3	0	1	1	2	8	3	2	0	25
03	ONA EMBO, Ray	g	0-3	0-1	3-4	0	5	5	2	3	1	2	0	10
10	JULIEN, Von	g	1-3	1-3	0-0	1	2	3	2	3	3	0	0	13
11	HARRIS, Kain	g	5-12	3-6	2-2	1	0	1	0	15	1	0	0	18
12	REYES, Sammis	g	0-1	0-0	0-0	1	1	2	1	0	0	0	0	1
22	JONES, Darien	g	0-0	0-0	0-0	0	0	0	0	0	0	0	0	1
23	PAUL, Blake	g	1-1	0-0	0-1	0	1	1	4	2	0	0	1	13
Team						4	1	5						
Totals			25-72	12-30	13-19	17	21	38	21	75	12	12	4	200

FG % 1st Half: 11-34 32.4% 2nd half: 14-38 36.8% Game: 25-72 34.7%  
3FG % 1st Half: 6-12 50.0% 2nd half: 6-18 33.3% Game: 12-30 40.0%  
FT % 1st Half: 4-7 57.1% 2nd half: 9-12 75.0% Game: 13-19 68.4%

Officials: John Hampton, Doug Simmons, Jeb Hartness  
Technical fouls: North Carolina-None. Tulane-None.  
Attendance: 6043  
Administrative TECHNICAL FOUL 10:22 2nd half: object thrown on court.

Score by periods	1st	2nd	Total
North Carolina	46	49	95
Tulane	32	43	75

## TV CHART




2  
JACKSON JOHNSON  
G • 5-10 • 170 • SO  
PONTE VEDRA BEACH, FLA.



3  
RAY ONA EMBO  
G • 6-5 • 185 • FR  
LOGNES, FRANCE



4  
RILEY CONROY  
G • 5-11 • 175 • R-SO  
NEW ORLEANS



5  
CAMERON REYNOLDS  
G • 6-7 • 215 • R-JR  
PEARLAND, TEXAS




10  
VON JULIEN  
G • 6-1 • 160 • SO  
RESERVE, LA.



11  
KAIN HARRIS  
G • 6-4 • 210 • SO  
CHICAGO



13  
MALIK MORGAN  
G • 6-4 • 205 • R-SR  
RIVER RIDGE, LA.



12  
SAMMIS REYES  
F • 6-7 • 240 • SO  
SANTIAGO, CHILE



14  
COLIN SLATER  
G • 6-0 • 185 • FR  
NEW ORLEANS



15  
RYAN SMITH  
C • 6-11 • 250 • SR  
WILDOMAR, CALIF.




22  
DARIAN JONES  
F • 6-8 • 185 • FR  
BRUSLY, LA.



23  
BLAKE PAUL  
F • 6-9 • 230 • SO  
NEW ORLEANS, LA.



35  
MELVIN FRAZIER  
G • 6-5 • 200 • SO  
AVONDALE, LA.



30  
BERNARD WOODSIDE  
G • 6-2 • 185 • SO  
TAMPA, FLA.



MIKE DUNLEAVY, SR.  
HEAD COACH  
FIRST SEASON




DOUG STEWART  
ASSOCIATE HEAD COACH  
FIRST SEASON



RAMAN SPOSATO  
ASSISTANT COACH  
FIRST SEASON



ANTHONY WILKINS  
ASSISTANT COACH  
FOURTH SEASON



DONALD REYES  
DIRECTOR OF  
BASKETBALL OPERATIONS  
THIRD SEASON



TONY CHILES  
DIRECTOR OF STUDENT-  
ATHLETE DEVELOPMENT  
FIRST SEASON